
GEORGETOWN



UNIVERSITY

2008

FULL-TIME MBA
EMPLOYMENT
PROFILE

*This report conforms to the
MBA Career Services Council Standards for
Reporting MBA Employment Statistics.*

Class of 2008 Employment Statistics as of 9/30/2008

Seeking Employment	76.4%
Not Seeking Employment*	12.0%
No Information	11.6%

* Includes self-employed, sponsored by company, continuing education and other reasons given by students.

Job Offers, Acceptances and Locations for Those Seeking Employment*

Percentage with Offers

U.S. Citizens/Permanent Residents	99.2%
Foreign National Graduates	100.0%
Joint-Degree Graduates	100.0%
Total Graduates	99.4%

Percentage of Accepted Offers

U.S. Citizens/Permanent Residents	98.4%
Foreign National Graduates	97.5%
Joint-Degree Graduates	100.0%
Total Graduates	98.2%

* Based on 100% reliable employment information.

Compensation for Accepted Positions*

Salary	U.S. Citizens/ Permanent Residents	Foreign National Graduates	Total Graduates
Mean	\$95,315	\$89,805	\$94,137
Median	\$95,000	\$93,458	\$95,000
High	\$165,000	\$170,000	\$170,000
Low	\$60,000	\$35,000	\$35,000

* 89.5% of total students accepting positions reported salary information.

Signing Bonus

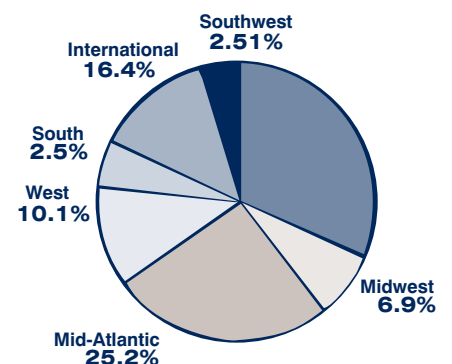
Percentage Reporting	82.1%
Mean	\$24,767
Median	\$20,000
High	\$62,500
Low	\$2,000

Other Guaranteed Compensation

Percentage Reporting	40.0%
Mean	\$19,485
Median	\$12,000
High	\$95,000
Low	\$2,050

Acceptances by Geographic Region

Region	Mean	Median	High	Low
International	\$89,212	\$87,000	\$170,000	\$35,000
Northeast	\$95,589	\$95,000	\$125,000	\$60,000
Mid-Atlantic	\$93,506	\$90,500	\$165,000	\$60,000
South	\$98,250	\$95,000	\$113,000	\$90,000
Southwest	\$98,750	\$95,000	\$125,000	\$80,000
Midwest	\$94,272	\$95,000	\$110,000	\$85,000
West	\$94,784	\$92,000	\$110,000	\$70,200
Possessions	N/A	N/A	N/A	N/A



Acceptances by Function

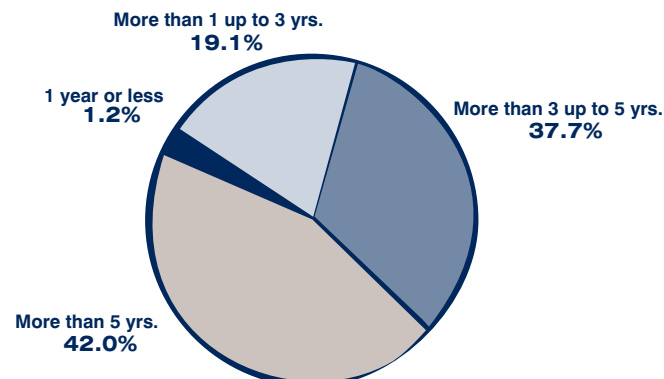
Function	Percentage of Class	Mean	Range		
			Median	High	Low
Finance/Accounting	42.8%	\$93,467	\$95,000	\$170,000	\$35,000
Consulting	20.1%	\$101,583	\$110,000	\$125,000	\$65,000
Marketing/Sales	16.4%	\$88,192	\$91,000	\$102,000	\$60,000
General Management	13.8%	\$94,235	\$95,000	\$115,000	\$60,000
Operations/Production	4.4%	\$94,494	\$93,000	\$115,000	\$80,000
MIS	1.3%	N/A	N/A	N/A	N/A
Other Functions	1.3%	N/A	N/A	N/A	N/A
Human Resources	0.0%	N/A	N/A	N/A	N/A

Acceptances by Industry

Industry	Percentage of Class	Mean	Range		
			Median	High	Low
Financial Services	45.6%	\$92,686	\$95,000	\$170,000	\$35,000
Consulting Services	19.4%	\$103,844	\$110,000	\$165,000	\$65,000
Consumer Products	7.5%	\$87,958	\$91,250	\$100,000	\$60,000
Other Services	6.9%	\$89,445	\$90,500	\$110,000	\$60,000
Technology	6.3%	\$101,375	\$102,500	\$115,000	\$80,000
Pharma/BioTech/ Healthcare Products	3.8%	\$89,333	\$93,500	\$97,000	\$70,000
Government	3.1%	\$86,184	\$82,961	\$93,000	\$82,000
Media/Entertainment	2.5%	\$94,250	\$87,500	\$117,000	\$85,000
Real Estate	1.9%	N/A	N/A	N/A	N/A
Non-Profit	1.3%	N/A	N/A	N/A	N/A
Petroleum/Energy	1.3%	N/A	N/A	N/A	N/A
Manufacturing	0.6%	N/A	N/A	N/A	N/A

Professional Experience Before MBA

	Percentage of Class	Mean	Range		
			Median	High	Low
1 year or less	1.2%	N/A	N/A	N/A	N/A
More than 1 up to 3 years	19.1%	\$91,131	\$95,000	\$120,000	\$65,000
More than 3 up to 5 years	37.7%	\$93,847	\$95,000	\$170,000	\$60,000
More than 5 years	42.0%	\$95,874	\$95,000	\$165,000	\$35,000



Companies that Hired Georgetown MBA Graduates - Class of 2008 (as of 9/30/08)

American International Group (AIG)	GlaxoSmithKline plc	PepsiCo, Inc.
Amazon.com, Inc.	Harrah's Entertainment, Inc.	Probel Capital Management
American Airlines, Inc.	H-E-B	Proctor & Gamble Company*
American Express Company	Honeywell International, Inc.	Protiviti Pte Ltd.
Asset Performance Networks, LLC	Horizon Capital	PRTM
A.T. Kearney	HSBC	Rakuten, Inc.
Bank of America Corporation*	International Business Machines (IBM)	Redcats USA
Bear Stearns	Intel Corporation*	Research in Motion (RIM)
Bennett Group	Johnson & Johnson*	RiskMetrics Group
Boenning & Scattergood, Inc.	JPMorgan Chase*	Scientific Research Laboratory
Booz Allen Hamilton, Inc.*	Kaiser Associates	Bank of Nova Scotia*
Campbell Alliance Group	Kellogg's	Shinhan Bank*
Campbell Soup Company	Key Bank	SK
Capital Group Companies	LOreal Group International	SRA International, Inc.
Children's Hospital of Philadelphia	Lehman Brothers	Stifel, Nicolaus & Company, Inc.
China See Ventures	Liberty Mutual Group	Sumitomo Mitsui Banking Corporation
CIGNA Corporation*	Libra Advisors, LLC	Sun Microsystems, Inc.
Citigroup, Inc.*	M&T Bank*	Target Corporation*
Colgate-Palmolive Company	Macquarie Group	TCG International, Inc.
Corporate Executive Board	MarketBridge*	Teach for America
Credit Suisse Group	Marriott International, Inc.	The Brattle Group
CVS Caremark Corporation	McGraw-Hill Companies	Thomson-Reuters
Cyrus Strategies, LLC	McKinsey & Company	Toyota Motor Sales, U.S.A. Inc.
Darden Restaurants, Inc.	Merrill Lynch & Company, Inc.*	U.S. Agency for International Development (USAID)
Deloitte Consulting, LLP*	Microsoft Corporation*	UBS AG
Deutsche Bank AG*	MicroStrategy, Inc.	United Way
Ernst & Young	MillerCoors*	Vanguard Group
ERPMark, Inc.	Mirae Asset Global Investments Management	Wachovia Corporation*
ExxonMobil Corporation	Morgan Stanley	Wal-mart Stores, Inc.
Federal Bureau of Investigation (FBI)*	National Association for Environmental Management	The Washington Post
Federal Reserve Bank of New York	National Bank of Dubai	Wells Fargo & Company*
Forest City Enterprises	Naval Federal Credit Union	Woori Bank
Franklin Templeton Investments	Nike, Inc.	The World Bank*
Friedman, Billings, Ramsey Group, Inc.*	Northwest Airlines Corporation	Yahoo! Inc.
Gannett Company, Inc.	Pace Global Energy Services, LLC	

* Indicates company hired more than one graduate.

Sources of Acceptance

All School-Facilitated Activities (including internships)	69.2%
All Student-Facilitated Activities (including internships)	30.8%

Class of 2009 Summer Internship Statistics

Georgetown MBA

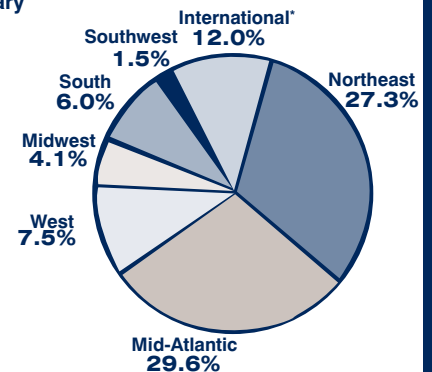
THE McDONOUGH SCHOOL OF BUSINESS

Class of 2009 Summer Internship Statistics

Acceptances by Function	Percentage Accepting Internships	Mean Monthly Salary
Finance/Accounting	46.0%	\$5,763
Marketing/Sales	21.7%	\$5,621
Consulting	14.0%	\$5,308
General Management	8.5%	\$5,150
Other	5.5%	\$4,845
Operations/Production	4.3%	\$5,000
Human Resources	0.0%	\$0
MIS	0.0%	\$0

Acceptances by Industry	Percentage Accepting Internships	Mean Monthly Salary
Financial Services	42.6%	\$6,426
Consulting Services	11.5%	\$5,525
Consumer Products	10.6%	\$5,459
Technology	5.5%	\$4,775
Government	5.1%	\$2,963
Other Services	5.1%	\$4,162
Pharma/BioTech/ Healthcare Products	4.3%	\$5,206
Media/Entertainment	3.8%	\$3,555
Petroleum/Energy	3.8%	\$5,516
Non-Profit	3.4%	N/A
Manufacturing	3.0%	N/A
Real Estate	1.3%	N/A

Salary by Geographic Region	Percentage Accepting Internships ¹	Mean Monthly Salary
International*	12.0%	\$4,367
U.S.		
Northeast	27.3%	\$6,542
Mid-Atlantic	29.6%	\$4,550
West	7.5%	\$5,393
Midwest	4.1%	\$6,014
South	6.0%	\$6,759
Southwest	1.5%	\$4,668
Possessions	0.0%	N/A



Overall Compensation for Accepted Positions

Monthly Salary	
Mean	\$5,541
Median	\$6,000
High	\$11,200
Low	\$92
Median Bonus	\$2,750
Median Other Comp	\$2,200

¹Includes Europe, Asia, Central America and South America

Class of 2009 Summer Internship Statistics

Georgetown MBA

THE McDONOUGH SCHOOL OF BUSINESS

Companies that Hired Georgetown MBA Interns – Class of 2009

3M	FedEx	Nathan Associates, Inc.*
AARP	Fidelity Investments*	New Energy Finance
Abbott Laboratories	Financial Technology Partners	Newpoint Advisors, LLC
Acumen Fund	FINCA International*	Nexbrod Technologies Ltd.
Advocacy Project	FolioFN, Inc.*	Nike, Inc.*
AES Corporation*	Forest Laboratories, Inc.	Ogilvy & Mather
American Airlines	Fully Loaded Pictures	OPIC*
American Express*	Garden and Gun Magazine	Opus8, Inc
AOL Time Warner	General Mills	Patheon, Inc.
Ashoka	Goal Financial, LLC	PCG International
Associated Press	Goldman Sachs Group, Inc.	Pepsico, Inc.
Aureos Capital Limited	Grovesnor USA	Perennial Power Holding
Bain & Co	Halyard Capital	Petrobras
Banco Santander	Heritage Capital Group	Pine Creek Partners
Bank of America*	Hewitt Associates	Playtex Products
Bank of New York	Holiday Fenoglio Fowler, LP	PN Hoffman, Inc.
Biz2Credit	Honeywell International, Inc.	Procter & Gamble Company
Booz Allen Hamilton*	Host Hotels & Resorts, Inc.	Rakuten, Inc.
Boston Scientific	HSBC	SAIC
Campbell Soup Company	Humana	Samsung
Capgemini	International Business Machines (IBM)*	Savan Group
Capitol Bankers Life Insurance Company	Institute for Healthcare Improvement	SC Johnson
Capstone Strategic*	Intel Corporation*	The Bank of Nova Scotia*
CBIZ, Inc.	Intercontinental Asset Management Group LTD	SEEP Network
Chevron Corporation*	Investec Asset Management	Sister City Committee of Beverly
Chung-Hua Institution for Economic Research (CIER)	J.E. Austin Associates, Inc.	Stewart & Stewart
CIGNA Corporation	Jennison Associates, LLC	Sun Microsystems, Inc.
Citigroup, Inc.*	Johnson & Johnson*	SunEdison LLC
Coca-Cola Enterprises	JPMorgan Chase & Company*	T. Rowe Price*
Copper Fox Distillery	Key Bridge Partners	Tandberg Storage ASA
Credit Suisse Group	Kingsview Capital, LLC	Telefonica Internacional
Dahlman Rose & Company	Kolon Group	The Carlyle Group
DAI	L'Oreal Group International	Time Equities, Inc.
Deloitte Consulting, LLP*	Lear Corporation	Toyota Motor Sales, U.S.A., Inc.*
Deutsche Post AG*	Lehman Brothers*	U.S. Bancorp
Deutsche Bank AG*	Liberty Mutual Group	U.S. Department of the Interior
Diageo plc	Louis Berger Group, Inc.	U.S. Department of State
Drexel Hamilton	M&T Bank	U.S. Postal Service
Education Pioneers	Major League Baseball	UBS AG
Eli Lilly and Company	MarketBridge	Unigestion
Emerging Capital Partners	Mathieu Ricardo	Unilever*
Ernst & Young	M-Cam Financial	Update Partners
ESPN	McCormick and Company, Inc.	Vanguard Group
ExxonMobil Corporation	McKinley Marketing, Inc.	Wachovia Corporation*
F1MAX-X Racing, LLC	Merrill Lynch & Company, Inc.*	Warner Bros. Entertainment, Inc.
FBI	Metropolitan Bank & Trust Company	Washington Nationals
Federal Reserve Bank of New York	MicroVest	Woori Bank*
Federal Reserve Board of Governors	MillerCoors*	World Bank*
	mPortal	Yahoo! Inc.*
		Yosemite Institute

* Indicates company hired more than one student

For additional information, call or write:

MBA Career Management Center • Georgetown University - McDonough School of Business • (202) 687-3741 • Employer-Relations@msb.edu
<http://GeorgetownMBAcareers.biz>